


Supplies Needed



9 - 8 ft. 1" x 6"
boards




1 - 2" x 2"
board



36 - 2" deck screws

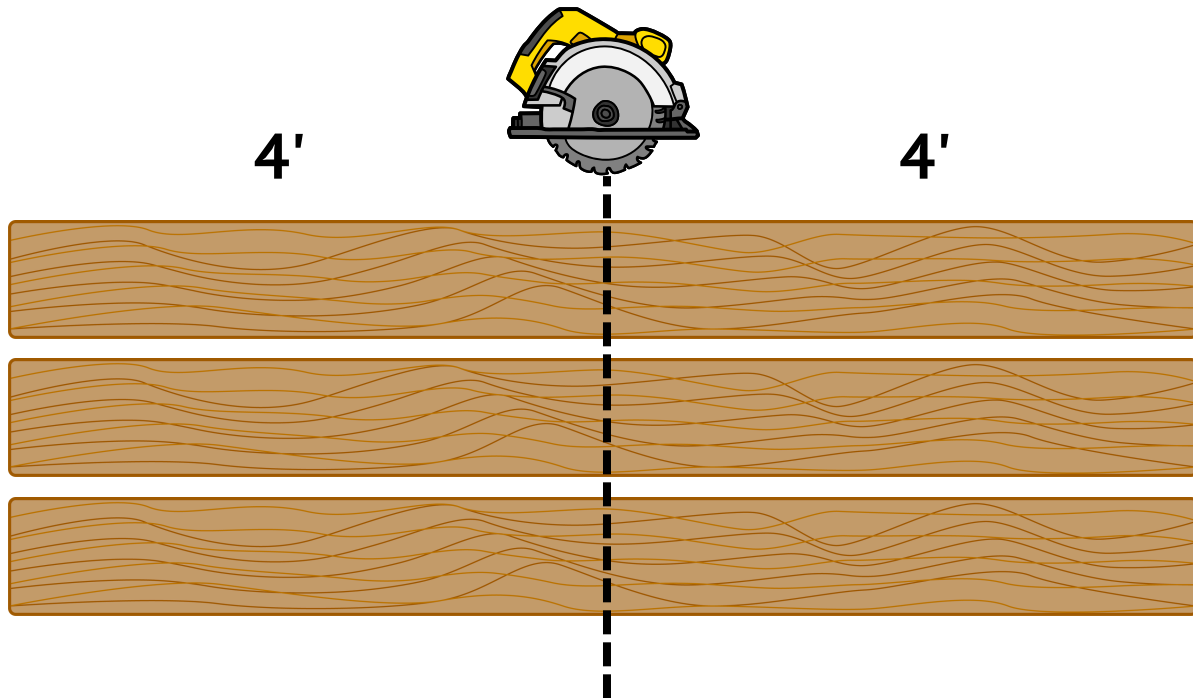
Circular saw or
equivalent



<https://hobbyhomestead.com>


Step 1:

Cut 3, 8' boards in half



Step 2:

Cut 6, 18" framing sections from the 2" x 2" lumber

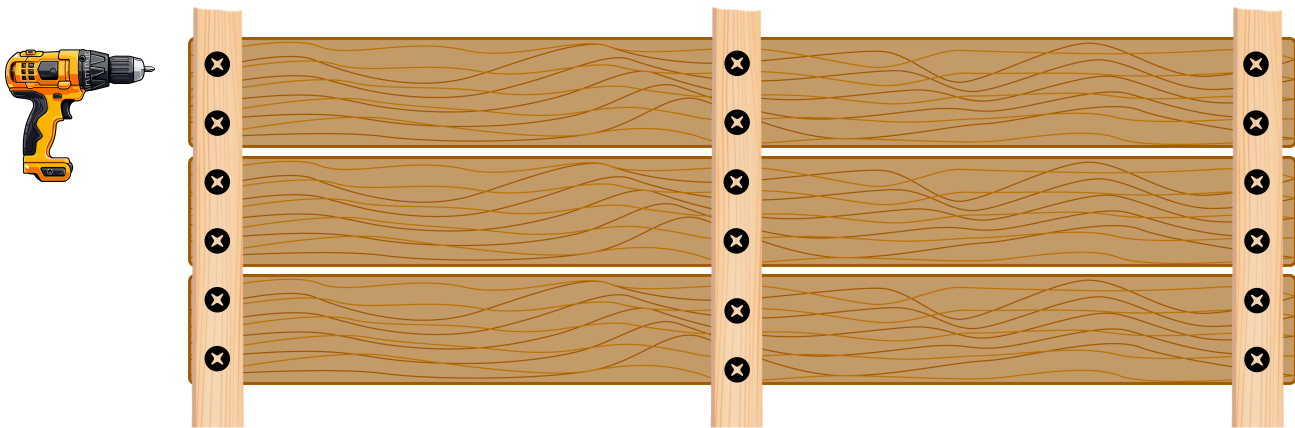


<https://hobbyhomestead.com>



Step 3:

Secure 3, 2" x 2" frame sections to 3 of the 8' boards using the 2" deck screws. Repeat using the remaining 8' boards and the rest of the 2" x 2" framing sections.



<https://hobbyhomestead.com>



Step 4:

Secure the remaining 4' boards to the ends of the 8' sections you built.

